THIS DRAWING IS UNPUBLISHED.
VERTRAULICHE UNVEROEFFENTLICHTE ZEICHNUNG
© COPYRIGHT 1994 BY AMP INCORPORATED. ALL RIGHTS RESERVED. ALLE RECHTE VORBEHALTEN

RELEASED FOR PUBLICATION ,1994.
FREI FOR VEROEFFENTLICHUNG

MATED WITH:
PASSEND ZU:
–

LOC: AI
DIST: –
PROJEKT NR.: E93-52531

REVISIONS
ÄNDERUNGEN

P	LTR	DESCRIPTION BESCHREIBUNG	DATE	DWN	APVD
	B	1-966144-4 BIS 3-966144-1 HINZU, ABISOLIERLÄNGEN KORRIGIERT	03.02.94	SCHMIDT	G.F.
	B1	NOTE 3 U. 4, FARBREIHE U. EINZELTOLERANZEN HINZU, D1 KORRIGIERT	06.03.98	SCHMIDT	G.F.
	B2	REV.PER EG00-2782-00; ENGLISH TRANSL.ADDED, NEW DWG-SIZE	29.11.00	S.STOLZ	G.F.

ORDER NO. BESTELL-NR.	CROSS-SECTION QUERSCHNITT mm²	CROSS-SECTION QUERSCHNITT AWG 1	STRIP LENGTH ABISOLIER-LÄNGE /mm 2	TYPE AUSFÜHRUNG	COLOUR FARBE 4	L_1 /mm	L_2 /mm	D_1 /mm	S_1 /mm	S_2 /mm	D_2 /mm	D_3 /mm	COLOUR TYPE FARB-REIHE 4	PACKING UNIT VERPACKUNGS-EINHEIT 3 PIECES PER BAG STÜCK PRO BEUTEL
966 144-1	2×0.50	2×20	11	NORMAL NORMAL	WHITE WEISS	15.0 ±1.5	8.00 ±0.6	$1.40^{+0.14}$	0.15 ±0.05	0.25 ±0.10	2.50 ±0.2	4.70 ±0.4	1/DIN	500
966 144-2	2×0.75	2×18	11	NORMAL NORMAL	GREY GRAU	15.0 ±1.5	8.00 ±0.6	$1.70^{+0.25}$	0.15 ±0.05	0.25 ±0.10	2.80 ±0.2	5.00 ±0.4	DIN	500
966 144-3	2×0.75	2×18	13	LONG LANG	GREY GRAU	17.0 ±1.5	10.0 ±0.6	$1.70^{+0.25}$	0.15 ±0.05	0.25 ±0.10	2.80 ±0.2	5.00 ±0.4	DIN	500
966 144-4	2×1.00	2×17	11	NORMAL NORMAL	RED ROT	15.0 ±1.5	8.00 ±0.6	$1.95^{+0.25}$	0.15 ±0.05	0.30 ±0.10	3.40 ±0.2	5.40 ±0.4	1/DIN	500
966 144-5	2×1.00	2×17	13	LONG LANG	RED ROT	17.0 ±1.5	10.0 ±0.6	$1.95^{+0.25}$	0.15 ±0.05	0.30 ±0.10	3.40 ±0.2	5.40 ±0.4	1/DIN	500
966 144-6	2×1.50	2×16	12	NORMAL NORMAL	BLACK SCHWARZ	16.0 ±1.5	8.00 ±0.6	$2.20^{+0.25}$	0.15 ±0.05	0.30 ±0.10	3.60 ±0.2	6.60 ±0.4	1/DIN	500
966 144-7	2×1.50	2×16	16	LONG LANG	BLACK SCHWARZ	20.0 ±1.5	12.0 ±0.6	$2.20^{+0.25}$	0.15 ±0.05	0.30 ±0.10	3.60 ±0.2	6.60 ±0.4	1/DIN	500
966 144-8	2×2.50	2×14	14	NORMAL NORMAL	BLUE BLAU	18.5 ±1.5	10.0 ±0.6	$2.80^{+0.25}$	0.20 ±0.05	0.30 ±0.10	4.20 ±0.2	7.80 ±0.4	2/DIN	250
966 144-9	2×2.50	2×14	17	LONG LANG	BLUE BLAU	21.5 ±2.0	13.0 ±0.6	$2.80^{+0.25}$	0.20 ±0.05	0.30 ±0.10	4.20 ±0.2	7.80 ±0.4	2/DIN	250
1-966 144-0	2×4.00	2×11	17	NORMAL NORMAL	GREY GRAU	23.0 ±2.0	12.0 ±0.6	$3.70^{+0.30}$	0.20 ±0.05	0.40 ±0.15	4.90 ±0.4	8.80 ±0.4	2/DIN	100
1-966 144-1	2×6.00	2×10	19	NORMAL NORMAL	YELLOW GELB	26.0 ±2.0	14.0 ±0.6	$4.80^{+0.30}$	0.20 ±0.05	0.40 ±0.15	6.90 ±0.4	10.0 ±0.4	DIN	100
1-966 144-2	2×10.0	2×7	20	NORMAL NORMAL	RED ROT	26.0 ±2.0	14.0 ±0.6	$6.40^{+0.40}$	0.20 ±0.05	0.40 ±0.15	7.20 ±0.4	13.0 ±0.5	DIN	100
1-966 144-3	2×16.0	2×5	21	NORMAL NORMAL	BLUE BLAU	30.0 ±2.0	14.0 ±0.6	$8.20^{+0.40}$	0.20 ±0.05	0.40 ±0.15	9.60 ±0.4	18.4 ±1.0	DIN	50
1-966 144-4	2×0.5	2×20	11	NORMAL NORMAL	ORANGE ORANGE	15.0 ±1.5	8.00 ±0.6	$1.40^{+0.14}$	0.15 ±0.05	0.25 ±0.10	2.50 ±0.2	4.70 ±0.4	2	500
1-966 144-5	2×0.75	2×18	11	NORMAL NORMAL	BLUE BLAU	15.0 ±1.5	8.00 ±0.6	$1.70^{+0.25}$	0.15 ±0.05	0.25 ±0.10	2.80 ±0.2	5.00 ±0.4	1	500
1-966 144-6	2×0.75	2×18	11	NORMAL NORMAL	WHITE WEISS	15.0 ±1.5	8.00 ±0.6	$1.70^{+0.25}$	0.15 ±0.05	0.25 ±0.10	2.80 ±0.2	5.00 ±0.4	2	500
1-966 144-7	2×0.75	2×18	13	LONG LANG	BLUE BLAU	17.0 ±1.5	10.0 ±0.6	$1.70^{+0.25}$	0.15 ±0.05	0.25 ±0.10	2.80 ±0.2	5.00 ±0.4	1	500
1-966 144-8	2×0.75	2×18	13	LONG LANG	WHITE WEISS	17.0 ±1.5	10.0 ±0.6	$1.70^{+0.25}$	0.15 ±0.05	0.25 ±0.10	2.80 ±0.2	5.00 ±0.4	2	500
1-966 144-9	2×1.00	2×17	11	NORMAL NORMAL	YELLOW GELB	15.0 ±1.5	8.00 ±0.6	$1.95^{+0.25}$	0.15 ±0.05	0.30 ±0.10	3.40 ±0.2	5.40 ±0.4	2	500
2-966 144-0	2×1.00	2×17	13	LONG LANG	YELLOW GELB	17.0 ±1.5	10.0 ±0.6	$1.95^{+0.25}$	0.15 ±0.05	0.30 ±0.10	3.40 ±0.2	5.40 ±0.4	2	500
2-966 144-1	2×1.50	2×16	12	NORMAL NORMAL	RED ROT	16.0 ±1.5	8.00 ±0.6	$2.20^{+0.25}$	0.15 ±0.05	0.30 ±0.10	3.60 ±0.2	6.60 ±0.4	2	500
2-966 144-2	2×1.50	2×16	16	LONG LANG	RED ROT	20.0 ±1.5	12.0 ±0.6	$2.20^{+0.25}$	0.15 ±0.05	0.30 ±0.10	3.60 ±0.2	6.60 ±0.4	2	500
2-966 144-3	2×2.50	2×14	14	NORMAL NORMAL	GREY GRAU	18.5 ±1.5	10.0 ±0.6	$2.80^{+0.25}$	0.20 ±0.05	0.30 ±0.10	4.20 ±0.2	7.80 ±0.4	1	250
2-966 144-4	2×2.50	2×14	17	LONG LANG	GREY GRAU	21.5 ±2.0	13.0 ±0.6	$2.80^{+0.25}$	0.20 ±0.05	0.30 ±0.10	4.20 ±0.2	7.80 ±0.4	1	250
2-966 144-5	2×4.00	2×11	17	NORMAL NORMAL	ORANGE ORANGE	23.0 ±2.0	12.0 ±0.6	$3.70^{+0.30}$	0.20 ±0.05	0.40 ±0.15	4.90 ±0.4	8.80 ±0.4	1	100
2-966 144-6	2×6.00	2×10	19	NORMAL NORMAL	GREEN GRÜN	26.0 ±2.0	14.0 ±0.6	$4.80^{+0.30}$	0.20 ±0.05	0.40 ±0.15	6.90 ±0.4	10.0 ±0.4	1	100
2-966 144-7	2×6.00	2×10	19	NORMAL NORMAL	BLACK SCHWARZ	26.0 ±2.0	14.0 ±0.6	$4.80^{+0.30}$	0.20 ±0.05	0.40 ±0.15	6.90 ±0.4	10.0 ±0.4	2	100
2-966 144-8	2×10.0	2×7	20	NORMAL NORMAL	BROWN BRAUN	26.0 ±2.0	14.0 ±0.6	$6.40^{+0.40}$	0.20 ±0.05	0.40 ±0.15	7.20 ±0.4	13.0 ±0.5	1	100
2-966 144-9	2×10.0	2×7	20	NORMAL NORMAL	IVORY ELFENBEIN	26.0 ±2.0	14.0 ±0.6	$6.40^{+0.40}$	0.20 ±0.05	0.40 ±0.15	7.20 ±0.4	13.0 ±0.5	2	100
3-966 144-0	2×16.0	2×5	21	NORMAL NORMAL	IVORY ELFENBEIN	30.0 ±2.0	14.0 ±0.6	$8.20^{+0.40}$	0.20 ±0.05	0.40 ±0.15	9.60 ±0.4	18.4 ±1.0	1	50
3-966 144-1	2×16.0	2×5	21	NORMAL NORMAL	GREEN GRÜN	30.0 ±2.0	14.0 ±0.6	$8.20^{+0.40}$	0.20 ±0.05	0.40 ±0.15	9.60 ±0.4	18.4 ±1.0	2	50

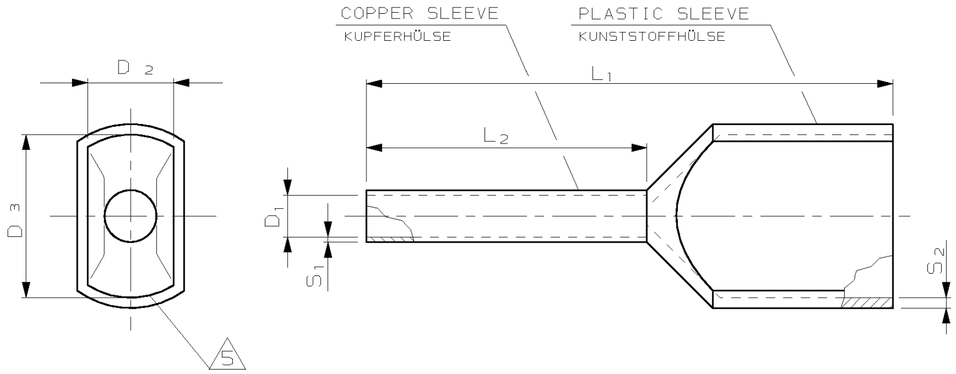

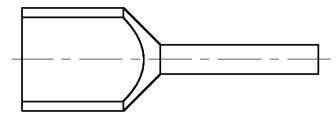

NORMAL
NORMAL

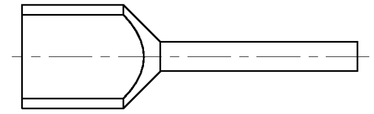

LONG
LANG

1. THE AWG CROSS-SECTION CAN DIFFER SLIGHTLY TO THE DIN-STANDARD CROSS-SECTION VALUES.
2. RECOMMENDED STRIP LENGTH
3. TUBULAR END-SLEEVES PACKED INTO PLASTIC BAG
4. COLOUR TYPE 1: COLOURS PER TELEMECANIQUE STANDARD
   COLOUR TYPE 2: COLOURS PER WEIDMÜLLER STANDARD
   COLOUR TYPE DIN: COLOURS PER DIN 46228 PART 4
5. MAX. INSULATION DIA. OF WIRE: $0.5 \times D_{3\,MIN.} - 0.1$

1. DER AWG-QUERSCHNITT KANN VON DEN DIN-NORM QUERSCHNITTSWERTEN GERINGFÜGIG ABWEICHEN.
2. EMPFOHLENE ABISOLIERLÄNGE
3. ADERENDHÜLSEN IN PLASTIKBEUTEL VERPACKT
4. FARBREIHE 1: FARBEN NACH TELEMECANIQUE STANDARD
   FARBREIHE 2: FARBEN NACH WEIDMÜLLER STANDARD
   FARBREIHE DIN: FABEN NACH DIN 46228 TEIL 4
5. MAX. ISOLATIONS-Ø DER LEITUNG: $0.5 \times D_{3\,MIN.} - 0.1$

THIS DRAWING IS A CONTROLLED DOCUMENT FOR AMP INCORPORATED. IT IS SUBJECT TO CHANGE AND THE CONTROLLING ENGINEERING ORGANIZATION SHOULD BE CONTACTED FOR THE LATEST REVISION. DIESES ZEICHNUNGSDOKUMENT WIRD DURCH AMP INCORPORATED KONTROLLIERT. ÄNDERUNGEN, DIE DEM TECHNISCHEN FORTSCHRITT DIENEN, SIND VORBEHALTEN. DEN JEWEILS LETZTGUELTIGEN ÄENDERUNGSSTAND ERFAHREN SIE AUF ANFRAGE.

DIMENSIONS: DIMENSIONEN: mm

TOLERANCES UNLESS OTHERWISE SPECIFIED:
0 PLC ±–
1 PLC ±–
2 PLC ±–
3 PLC ±–
ANGLES/WINKEL ±–

MATERIAL: PP/E-Cu

FINISH/OBERFLAECHE/FARBE
FINISH/OBERFL.: Sn
COLOUR: SEE TABLE
FARBE: SIEHE TABELLE

DWN R.SCHMIDT 22-FEB-93
CHK W.BÖCK 02-MAR-93
APVD G.FELDMEIER 29-NOV-00

PRODUCT SPEC PRODUKTSPEZ. –
APPLICATION SPEC VERABEITUNGSSPEZ. –
WEIGHT GEWICHT –

AMP tyco Electronics AMP GmbH
D - 64625 Bensheim

NAME
DOUBLE CONDUCTOR TUBULAR END-SLEEVE WITH PLASTIC SLEEVE
DOPPELLEITER ADERENDHUELSE MIT KUNSTSTOFFHUELSE

SIZE	CAGE CODE	DRAWING NO ZEICHNUNGS-NR.	RESTRICTED TO NUR FUER
A2	00779	C-966144	–

CUSTOMER DRAWING /KUNDENZEICHNUNG
MASSSTAB –
BLATT 1 OF 1
REV B2

AMP 1471-9 REV 27JUN96

27-NOV-00 13:37:34 ss5200 /home/ss5200/edmmod